

KLEEMANN Design





CONTENTS

KLEEMANN Design - The Blue Line Concept

Future Trend Cabins

Modern Life Cabins

Classic Athena Cabins

Panoramic Cabins

Future Doors

Modern Doors

Classic Doors

Ceilings

Future Interior Materials

Modern Interior Materials

Classic Interior Materials



KLEEMANN

D e s i g n

The lift is a unique space in a building. It moves. Therefore it is very different from any other interior space. Based on the lift nature, function and construction materials, the time spent in a lift is probably the most complex experience for anyone in a building.

Our aim at KLEEMANN is to create new, unique sensations for the lift passenger. We try to meet every passenger need and aesthetic demands, irrespectively of building style.

In an effort to maximize passenger satisfaction, we present "KLEEMANN Design", which marks the beginning of the cooperation between KLEEMANN and the world famous designer Mr. Andreas Zapatinas.

"KLEEMANN Design" is something more than a selection of lift cabins, doors, buttons and operating panels. "KLEEMANN Design" is a fresh proposition to move.

"KLEEMANN Design" is a new proposition to live. Composed of three styles, futuristic, modern and classic, "KLEEMANN Design" transforms the lift space into a unique experience for today's user.

We present you unique recommendations of cabins and doors, accompanied by a complete range of materials that gives you the possibility to create your own personal design; your own personal "KLEEMANN Design"!

The choice in lifts is yours. Your first choice in lifts is KLEEMANN.



The Blue Line C o n c e p t

A constitutional element of "KLEEMANN Design" is the "Blue Line Concept".

Blue is the color of tranquility and communication. Line means simplicity and is the easiest way to consolidate two points.

The "Blue Line Concept" is the starting point of "KLEEMANN Design" philosophy. The "Blue Line Concept" forms the union between you and the calmness and safety of your ride. It welcomes you in peace and it moves you, moving all your senses at the same time.

KLEEMANN together with Andreas Zapatinas, design the complete product, taking into account the whole series of interactions with the user. Approaching the lift from the outside you will notice our commitment to quality. The Blue line will guide you, the attractive design of the doors will welcome you and up close you can touch and feel everything. When you enter, you can live in full, the unique space we created in the lift cabin.

This is the "Blue Line Concept"; KLEEMANN's identity line for the new world.







Future Trend

C a b i n s



Future Trend

The Concept



Andreas Zapatinas is an industrial designer well known for shaping various automobiles mostly for the Fiat, BMW and Alfa Romeo lineup. Recently he is actively designing for Kleemann S.A.

"We see the lift not as just a small square box that moves you up and down but as a means of transportation that provides a unique experience. It's not only the new curved shape and design. Above all, it is the different new feeling you get in the FUTURE TREND cabins. We design the lift as a high tech vehicle that provides you added sensations."

With these sentences, Andreas Zapatinas, the designer of the Future cabins and doors, creates the concept of the new trend; the Future Trend.

At KLEEMANN we welcome you to a new friendly futuristic age. It is the age of designing lifts beyond the prescribed limits, for people who live the feelings and feel the life.



Future Trend T710

andreas zapatinas | design

Patent Pending

CEILING

Type: Special Ceiling T710 (Curved Steel Sheet White with hidden light)
Light Type: 2 fluorescent tubes

WALLS

Curved Steel Sheet 850

SHADOW GAPS – DOOR POSTS

Stainless Steel Mirror (Door Posts min 80mm)

FLOOR

Laminate 37372

HANDRAIL

K2 Stainless Steel Mirror

MIRROR

Full Height / Full Width

CAR OPERATING PANEL

FPY Stainless Steel Satin
with Blue Line





Future Trend T510

andreas zapatinas | design

Patent Pending

CEILING

Type: Special Ceiling T510 (Steel Sheet
with milky plexiglass)
Light Type: 2 fluorescent tubes

WALLS

Steel Sheet RAL 2004

CORNERS - SHADOW GAPS

- DOOR POSTS

Stainless Steel Mirror (Door Posts min
130mm)

FLOOR

Special Safety Glass with Stainless
Steel Curves RAL 2004

HANDRAIL

K2 Stainless Steel Mirror

MIRROR

Full Height / Full Width

CAR OPERATING PANEL

FPY Stainless Steel Satin
with Blue Line





KLEEMANN™

Future Trend **T310**

andreas zapatinas | design

Patent Pending

CEILING

Type: Special Ceiling T310 (Curved Steel Sheet White with hidden light and Blue Lines)

Light Type: 2 fluorescent tubes, 2 Blue Lines, 4 LED Lines

WALLS

Curved Steel Sheet V56

CORNERS – DOOR POSTS

Stainless Steel Mirror (Door Posts min 90mm)

FLOOR

Artificial Granite Regal White

HANDRAIL

K2 Stainless Steel Mirror

MIRROR

Full Height / Full Width

CAR OPERATING PANEL

FPY Stainless Steel Satin with Blue Line



Future Trend T320

andreas zapatinas | design

Patent Pending

CEILING

Type: Special Ceiling T320 (Curved Steel Sheet White with hidden light)
Light Type: 2 fluorescent tubes and LEDs

WALLS

Curved Steel Sheet 92YY Dulux

CORNERS – DOOR POSTS

Stainless Steel Mirror (Door Posts min 110mm)

FLOOR

Laminate 2497

HANDRAIL

K2 Stainless Steel Mirror

MIRROR

Full Height / Full Width

CAR OPERATING PANEL

FPY Stainless Steel Satin with Blue Line





T710



Future Trend

700
series



T510

500
series



T310



T320

300
series





Modern Life

C a b i n s



Modern Life L710

CEILING

Type: Special Ceiling L710 (with fiber optics and spots)

Material: Stainless Steel Mirror

Light Type: 10 spots and fiber optics

WALLS

Combination of Stainless Steel Checks and Special HP Laminate 21/370

CORNERS – SHADOW GAPS – SKIRTINGS

Inward Curves, Shadow gaps and Skirtings
Stainless Steel Checks

FLOOR

Artificial Granite Regal Red

HANDRAIL

105 Stainless Steel Mirror

MIRROR

Half Height / Full Width

CAR OPERATING PANEL

AKC BES Stainless Steel Satin
with Blue Line





Modern Life **L720**

CEILING

Type: Special Ceiling L720 (with chandelier L720 and 2 sconces L720)
Material: Stainless Steel Mirror
Light Type: Chandelier L720 and 2 sconces L720

WALLS

Special Sheet Deco Line 16 (anthracite)

CORNERS –SKIRTINGS

Stainless Steel Satin

FLOOR

Artificial Granite Regal White

HANDRAIL

105 Stainless Steel Satin

MIRROR

Full Height / Full Width

CAR OPERATING PANEL

AKC BES Stainless Steel Satin
with Blue Line



Modern Life L510

CEILING

Type: 015

Material: Stainless Steel Mirror

Light Type: 4 fluorescent tubes

WALLS

Yellow Glass

CORNERS –SKIRTINGS

Stainless Steel Mirror

FLOOR

Elastic Black Metal

HANDRAIL

105 Stainless Steel Mirror

MIRROR

Half height / Full width

CAR OPERATING PANEL

AKC BES Stainless Steel Mirror

with Blue Line





KLEEMANN™

Modern Life **L520**

CEILING

Type: Special Ceiling L520 (Curved Steel Sheet White)

WALLS

Material: Combination of Stainless Steel Satin and Lightened White Plexiglass
Light Type: LED Lines

CORNERS –SKIRTINGS

Stainless Steel Satin

FLOOR

Linoleum 6674

HANDRAIL

K2 Stainless Steel Mirror

MIRROR

Full Height / Full Width

CAR OPERATING PANEL

AKC BES Stainless Steel Mirror with Blue Line



Modern Life L530

CEILING

Type: 014

Material: Stainless Steel Mirror

Light Type: 4 fluorescent tubes

WALLS

Material: Combination of Stainless Steel Mirror (Back) and Satin (Sides)

SHADOW GAPS - CORNERS -SKIRTINGS

Stainless Steel Mirror

FLOOR

Laminate 37372

HANDRAIL

K2 Stainless Steel Mirror

MIRROR

Half Height / Full Width

CAR OPERATING PANEL

AKC BES Stainless Steel Mirror
with Blue Line





Modern Life L310

CEILING

Type: 010

Material: Stainless Steel Mirror

Light Type: 3 fluorescent tubes

WALLS

Material: Stainless Steel Satin

SKIRTINGS

Stainless Steel Satin

FLOOR

Linoleum 6674

HANDRAIL

K5

MIRROR

Half Height / Full Width

CAR OPERATING PANEL

SM BA Stainless Steel Satin
with Blue Line



Modern Life L320

CEILING

Type: 05

Material: Stainless Steel Satin and
plexiglass

Light Type: 3 fluorescent tubes

WALLS

Skinplate PPS13

SKIRTINGS

Stainless Steel Satin

FLOOR

Elastic Anthracite 6727

HANDRAIL

K2 Aluminium

MIRROR

Full Height / Full Width

CAR OPERATING PANEL

SM BA Stainless Steel Satin
with Blue Line





L720



L710



Modern Life

700
series



L530



L520



L510

500
series



L320



L310

300
series





Classic Athena

C a b i n s



Classic Athena **A710**

CEILING

Type: Special Ceiling A710 (with two
Sconces A710)

Material: Stainless Steel Bronze Mirror
Light Type: 3 fluorescent tubes and
two sconces A710

WALLS

Special Sheet Leather
Leguan Copper 18

CORNERS – SKIRTINGS

Inward Curves, Skirtings Stainless
Steel Bronze Satin

FLOOR

Laminate 2497

HANDRAIL

102 Stainless Steel Bronze Mirror

MIRROR

Rustic, Full Height / Full Width

CAR OPERATING PANEL

AKC BES Stainless Steel Bronze Satin
with Blue Line





KLEEMANN™

Classic Athena **A720**

CEILING

Type: 07 with 6 spots

Material: Stainless Steel Bronze Mirror

Light Type: 6 spots

WALLS

Wallpaper ULF MORITZ Nr. 70878

CORNERS – SKIRTINGS

Stainless Steel Bronze Mirror

FLOOR

Artificial Granite Wood Eboni

HANDRAIL

103 Stainless Steel Bronze mirror

MIRROR

Rustic, Full Height / Full Width

CAR OPERATING PANEL

AKC BES Stainless Steel Bronze Satin
with Blue Line



Classic Athena A510

CEILING

Type: 014

Material: Stainless Steel Mirror

Light Type: 4 fluorescent tubes

WALLS

Polished Oak veneer

SHADOW GAPS – SKIRTINGS

Stainless Steel Mirror

FLOOR

Artificial Granite Daino Reale

HANDRAIL

K2 Wooden

MIRROR

3/4 Height / Full Width

CAR OPERATING PANEL

AKC BES Stainless Steel Mirror
with Blue Line





Classic Athena A520

CEILING

Type: 03 with plexiglass defuser
Material: Stainless Steel Mirror
Light Type: 2 fluorescent tubes + 4 spots

WALLS

Artificial Leather 7004

CORNERS - SHADOW GAPS - SKIRTS - INGS

Inward Curves, Shadow gaps and Skirtings Stainless Steel Mirror

FLOOR

Ceramic Tiles Aris

HANDRAIL

K3 Stainless Steel Mirror

MIRROR

Full Height / Full Width

CAR OPERATING PANEL

AKC BES Stainless Steel Mirror with Blue Line



Classic Athena A530

CEILING

Type: 03 with milky plexiglass
Material: Stainless Steel Mirror
Light Type: 2 fluorescent tubes + 4 spots

WALLS

m. 1785 split panels

CORNERS -SHADOW GAPS - SKIRTINGS

Stainless Steel Mirror

FLOOR

Ceramic Tiles Atlas

HANDRAIL

K3 Stainless Steel Mirror

MIRROR

Full Height / Full Width

CAR OPERATING PANEL

FPY Stainless Steel Mirror
with Blue Line





KLEEMANN™

Classic Athena **A310**

CEILING

Type: 05
Material: Stainless Steel Mirror and plexiglass
Light Type: 3 fluorescent tubes

WALLS

Laminate (DU) 5610 HG

CORNERS - SKIRTINGS

Stainless Steel Satin

FLOOR

Elastic Black Metal

HANDRAIL

K4 Stainless Steel Satin

MIRROR

Half Height / Full Width

CAR OPERATING PANEL

SM BA Stainless Steel Satin
with Blue Line



Classic Athena A320

CEILING

Type: 010

Material: White Steel Sheet

Light Type: 2 fluorescent tubes

WALLS

Skinplate A90GTA

CORNERS - SKIRTINGS

Skinplate PPS93

FLOOR

Elastic Black Metal

HANDRAIL

K2 Aluminium

MIRROR

Half Height / Full Width

CAR OPERATING PANEL

SM BA Stainless Steel Satin
with Blue Line





A720



A710



Classic Athena

700
series



A530



A520



A510

500
series



A320



A310

300
series



Panoramic

C a b i n s



curved panoramic



mushroom panoramic



Panoramic

C a b i n s



square panoramic



polygonal panoramic



round panoramic





Future

D o o r s



Patent Pending

andreas zapatinas | design

Future

D o o r s



F 710 (color 4011)
Semiautomatic Landing Door



F 510 (color 9006)
Semiautomatic Landing Door



F 310 (color 7032)
Semiautomatic Landing Door

Wide range of colours, finishing materials glasses and handrails to choose from



Future

D o o r s



Bus Big Vision
Folding Cabin Door
Available in multiple selection of materials



Automatic Full Glass
Landing / Cabin Door with Blue Line





Modern

D o o r s



Patent Pending

andreas zapatinas | design
(M710 & M510)

Modern

D o o r s



M710 (color 280)
Semiautomatic Landing Door



M510 (color 7032)
Semiautomatic Landing Door



M310 (color 5017)
Semiautomatic Landing Door

Wide range of colours, finishing materials glasses and handrails to choose from



Modern

D o o r s



Bus Stainless Steel
Folding Cabin Door

Available in multiple selection of materials



Automatic Big Vision
Landing / Cabin Door with Blue Line





KLEEMANN™

Classic

D o o r s



Classic

D o o r s



C710 (wooden)
Semiautomatic Landing Door



C510 (wooden)
Semiautomatic Landing Door



C520 (color 7032)
Semiautomatic Landing Door

Wide range of colours, finishing materials glasses and handrails to choose from



Classic

D o o r s



C310 (skinplate DL92)
Semiautomatic Landing Door

Available in multiple selection of materials



Bus (skinplate)
Folding Cabin Door




Automatic Stainless Steel
Landing / Cabin Door with Blue Line



Ceilings



01



03



05



07




010




011



012




013




014



015




Ειδική T320



Ειδική T310

Painted Steel Sheet



850



RAL 2004



92YY Dulux



V56



RAL 1004



RAL 1016



RAL 3002



RAL 3015



RAL 5017



RAL 6001



RAL 7001



RAL 7030



Future Trend

Interior materials walls

Wide selection of colour options



Modern Life

Interior materials walls

HP Laminates



(Puri) 5000



(Puri) 5646



(Puri) 9975



(Arpa) 1869




(Arpa) 2541



(Du) 1715VV



Fiber 1047



Microlin 387



Cresp Due 1521




Microline 659



M. Righe 2 441

Special HP Laminates



17/370



469/370



444/940



622G

Stainless Steel



Satin



Mirror



Blue Satin



B/A Linen



12 LG



Checks

Artificial Leather




8006



9001

Wallpapers



70854



70876



70878

Special Sheets



Leather 3D 20



Multistyle 12



Punch Line 3D 17



Structure Line 15



Punch Line 3D 22



Punch Line 3D 22



Modern Life

Interior materials floors

Rubber Floors



Black



Grey




Brown



Beige



anthracite 6727



griffon 6768


Ceramic Tiles



Estia



Aris



Hermes



Nero



Zeus



Gkrizio

Floor Laminate



3124



3121



3127



2221



3126



37372



2616

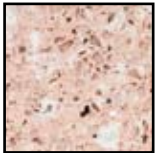


2497



2575

Artificial Granites




Regal Pink



Regal Beige



Regal White



Regal Red



Regal Black



Classic Athena

Interior materials

walls

HP Laminates




(Du) 5610 HG



(Du) 5372 HG



(Du) 5410 SO




(AB) 1306 HG



(Du) 7401 HG



(Du) 6254 HG



meg 718 New



Lucida 580



626 Noce



641 Melo



621 Teres




644 Brown


Skinplates



DL41



DL1



A67 SMA




F12 PPS



B13

Wallpapers



71720



70808



70831

Fire Rated Laminates



(AB) 1133 SO



(AB) 1643 FL

Artificial Leather



5104



7006



5002



7004



9004




2775


Special Sheets



Leather Line 17



News 07 22



Mahogany Touch 28



Structure Line 19

Classic Athena

Interior materials floors

Rubber Floors



6674



6603



6602




Elastic Black Metal

Ceramic Tiles



Gkrizio



Zeus



Estia

Floor Laminate



3124



3121



3127



2221




3126



37372



2616



2497



2575

Artificial Granites




Wood eboni



Crema



Greek Pentelikon



Nero Markuinia



Rosa Portogallo



2Daino Realle



Head Offices - Export Sales:

Kilkis Industrial Area, PO Box 25, Kilkis, Greece, Tel.: +30 23410 38 100, Fax: +30 23410 38 200, E-mail: headoffice@kleemann.gr, www.kleemannlifts.com

KLEEMANN is not responsible for any typing errors

Photos may differ slightly in appearance from reality

Materials may change without any prior notice

Copyright © Kleemann



KLEEMANN™
Your 1st Choice in Lifts

www.kleemannlifts.com